

Estate Farm

8725 1st St NE, Glenfield, ND 58443. From Glenfield ND, 5 miles west on Hwy 200, 2 miles south on 88th Ave NE, 3/4 mile west on 1st St NE

AUCTION

THURSDAY, JUNE 24 | 10AM 2021

PREVIEW: Thursday, June 10 – Thursday, June 24 on Monday-Friday

LOADOUT: All items to be removed within two weeks of auction. Loadout after that date by appointment with Russ, 701.650.1493.

AUCTIONEER'S NOTE: Major equipment begins selling at 10:30AM. Live online bidding available on major equipment. Registration, terms, & details at SteffesGroup.com

TRACTORS & LOADER

2012 John Deere 9460R, 4WD, premium CommandView III cab, leather, active seat, buddy seat, powershift, 5 hyd., power beyond, Hi-Flow hyd. pump, Cat 4 drawbar, front tow cable, integrated auto steer, 7" color display, premium radio, premium HID lighting, power mirrors, dual beam radar, front & rear wheel weights, (20) rear suitcase weights, Firestone 520/85R42 triples, 1,072 hrs., S/N1RW9460RCCP001417

1997 John Deere 9400, deluxe cab, Field Office, 24 spd., 4 hyd., Outback S2 integrated auto steer, performance monitor, diff lock, air seeder hookup, rear suitcase weights, 20.8R42 triples, 4,829 hrs., S/NRW9400H001807

1993 John Deere 7800, MFWD, deluxe cab, 16 spd. PowrQuad, 3 hyd., 3 pt., quick hitch, 540/1000 PTO, diff lock, foot throttle, John Deere 740 loader, 8' bucket w/4-tine grapple, hood guard, integrated joystick, rear wheel weights, 380/85R30 front tires, 480/80R42 duals, 8,636 hrs., S/NRW7800H002921

GPS EQUIPMENT

John Deere 2630 GS3 display, SF1, Section Control, 364 hrs., S/NPCGU2UD468271

John Deere 2630 GS3 display, SF1, 746 hrs., S/NPCGU2UA341813

John Deere 2630 GS3 display, SF1, 1,665 hrs., S/NPCGU2UA364414

John Deere ITC receiver, SF1, S/NPCGT01C523119

COMBINES

2011 John Deere 9770, STS, deluxe cab, buddy seat, Contour-Master, HD variable spd. feeder house, integrated auto steer, 26" high cap. unloading auger, Crary Big Top hopper ext., TouchSet, Y&M, fine cut chopper, HID lights, electric mirrors, round & small wire concaves, 520/85R42 duals, 600/65R28 rear tires, 1,014 sep. hrs., 1,300 engine hrs., S/N1H09770SVB0741816

1990 John Deere 9600, buddy seat, variable spd. feeder house, DAM, DAS, rock trap, chopper, adj. rear axle, 30.5L-32 front tires, 18.4-26 rear tires, 3,412 sep. hrs., 4,547 engine hrs., S/NH09600X637595

HEADS & HEADER TRAILERS

2011 John Deere 635F HydraFlex, 35", hyd. fore/aft, low dam, CWS air bar, AHH, single pt. hookups, long & short dividers, S/N1H00635FCB0740737

2002 John Deere 930F flex head, 30", full finger auger, CWS airbar, finger reel, hyd. fore/aft, AHH, poly, 3" cut, multi-pt. hookups, contour shafts, S/NH00930F696291

2011 John Deere 612C non-chopping corn head, 12x30", knife rolls, hyd. deck plates, RowSense, outer gathering ext., stubble lights, single pt. hookups, S/N1H00612CXVB0740728

1990 John Deere 930 rigid head, 30", bat reel, hyd. fore/aft, 00/10 Series hookups, S/NH00930P636123

1983 John Deere 853A all crop head, 8x30", steel snouts, tall back, 00/10 Series hookups, S/NH00050A576307

1979 John Deere 853 all crop head, 8x30", steel snouts, tall back, 00/10 Series hookups, S/N392968H

1992 John Deere 914 pickup head, 7-belt, wind guard, converted to single pt. hookups, contour shaft, S/NH00914B645459

John Deere 7-belt pickup, wind screen, wide gauge wheels

Maurer M38 tandem axle 6-wheel header trailer, 38", torsion susp., brakes on 1 axle, lights, 9.5L-15 tires on 6-bolt hubs, S/N5587

Shop-built 4-wheel header trailer, 30", 6-bolt hubs

Shop-built 4-wheel header trailer, 25", 6-bolt hubs

Shop-built single axle single pole header trailer, 25" x 30"

SWATHERS & SWATHER TRANSPORT

1998 Premier 1900 pull-type swather, 25", bat reel, auto fold, small 1000 PTO, S/N123042

John Deere 590 pull-type swather, 30", bat reel, auto fold, small 1000 PTO, S/NE00590A877469

1976 Versatile 400 self-propelled swather, cab w/A/C, 19", Ford industrial gas engine, hydro, bat reel, 11.2-24 front tires, does not run, S/N19502

Shop-built swather transport trailer, 10' wide x 11' long, walking tandem axles, ramps

GRAIN CART

Unverferth 1110 grain cart, 1,150 bu., electric scale, 21" front auger, hyd. spout adj., roll tarp, large 1000 PTO, walking tandems, 480/80R42 tires, S/NB24760137

AIR DRILL

2011 John Deere 1890 air drill, 42', 7-1/2" & 15" spacing, full run blockage monitor, 4" gauge wheels, 2011 John Deere 1910 tow-between 340 bu. twin compartment commodity cart, variable rate, hyd. fill auger, hyd. calibration, (1) green & (2) black seed rollers, 710/70R38 tires, drill S/N1A81890CVAF740135, cart S/N1A81910THAX740195

PLANTER

John Deere 7200 pull-type vacuum planter, 12x30", MaxEmerge II units, front fold, 1.6 bu. boxes, spring down pressure, Pro-Stitch closing wheels, seed firmers, ground drive, dry fertilizer w/openers, hyd. markers, John Deere 250 monitor, S/NH07200B304758

TILLAGE EQUIPMENT

2012 Mandako LR42 land roller, 45', 42"x5/8" drum, rear fold, lights, hyd. turn tail wheels, tandems on main, S/N4111-12-45-79

John Deere 985 field cultivator, 60", 5-section fold, 6" space, 2" spikes, walking tandems across, Valmar 2420 granular applicator, ground drive, hyd. fan, wing gauge wheels, Summers 3-bar harrow, S/NN00985X000662

1983 John Deere 1050 field cultivator, 60", 5-section fold, 12" space, 2" spikes, walking tandems across, wing gauge wheels, 3-bar harrow, shanks included to put back to 6" space, S/NN01050X001546

1983 John Deere 1650 chisel plow, 59', 5-section fold, 12" space, walking tandems across, 2" spikes, rear hitch, Flexi-Coil 3-bar harrow, S/N00480

John Deere 610 chisel plow, 41", 12" spacing, single pt. depth control, 3-section fold, walking tandems across, hyd. NH3 nitrolator, rear hitch, NH3 points, 3-bar harrow, S/NN00610X001613

Krause tandem disc, 26", 3-section fold, rock flex, 8" space, 20" blades, single wheels, scrapers, Flexi-Coil 3-bar harrow

Melroe 903 pull-type plow, 8x16", spring trip, tandem carrier wheels, on land hitch, rear tandem hitch

Melroe 903 pull-type plow, 8x16", spring trip, tandem carrier wheels, on land hitch

(2) Melroe pull-type plow packers, 12'

ROW CROP EQUIPMENT

John Deere 85 row crop cultivator, 12x30", 3 pt., hyd. fold

John Deere 400 rotary hoe, 40", 3 pt., hyd. flat fold, (4) gauge wheels, cab guard

SEMI TRACTORS & BOX TRUCKS

2004 Kenworth T600 tandem axle day cab, Cat C-12, Eaton 10 spd., air susp., air slide 5th wheel, cruise, diff lock, power mirrors, power RH window, 170" WB, 3.55 ratio, dual aluminum fuel tanks, 275/80R22.5 tires on steel rims, 90% tires, 536,941 miles

1994 Kenworth T400 tandem axle day cab, Cat 3176, Eaton 10 spd., engine brake, air susp., air slide 5th wheel, cruise, diff lock, 208" WB, dual aluminum fuel tanks, 11R22.5 tires on steel rims, 60% tires, 34,655 miles

1979 IHC Transtar II tri-axle cabover, Cummins diesel, 13 spd., spring susp., diff lock, air lift pusher axle w/dual 11R22.5 tires, 22"x62" aluminum box, hoist, roll tarp, 285/75R24.5 tires on steel rims, 461,693 miles

1977 GMC 6500 tag tandem, 366 V8, 5&2 spd., tilt hood, air brakes, Buffalo 21" box, hoist, roll tarp, combo gate, 10.00-20 tires, 88,898 miles

1971 Chevrolet C50 tag tandem, 366 V8, 5&2 spd., 19-1/2" box, hoist, roll tarp, combo gate, 9.00-20 tires, 79,781 miles

1966 GMC 7500 single axle, Detroit diesel, 5&2 spd., 15" box, hoist, tarp, 6" hyd. drill fill auger, 99,865 miles

PICKUP

1989 Dodge Power Ram 250, reg. cab, Cummins diesel, automatic, 4WD, lockout hubs, 8' box, 5th wheel ball hitch, power windows/locks, 235/85R16 tires, shows 38,073 miles

HOPPER BOTTOMS & OTHER TRAILERS

2009 Tarnel tri-axle gooseneck trailer, 26'x102", 6" beavertail, wood deck, spring susp., flip-over ramps, pop-up center section, 7,000 lb. axles, 235/80R16 tires on 8-bolt hubs

2007 Wilson DWH-500 tandem axle hopper bottom, 41'x96"x78", ag hoppers, air susp., air scale, roll tarp, 11R24.5 tires on aluminum rims

2004 Wilson DWH-500 tandem axle hopper bottom, 41'x96"x78", ag hoppers, air susp., air scale, roll tarp, 11R24.5 tires on steel rims

Tandem axle gravel pup, 12' box, hoist, spring susp., 9" pole, 10.00-20 tires, bad cylinder, pulled with tractor, No Title

SPRAYER, SPRA-COUPÉ & CHEMICAL EQUIPMENT

2013 John Deere 4730 self-propelled sprayer, CommandView cab, 100' boom, 5-way nozzle bodies, 800 gal. SS tank, SS chemical eductor, 3" fill, rinse tank, integrated auto steer, John Deere 5-sensor Boom Trac Pro, boom return to height, 7-section control, Field Vision HID light pkg., fence row nozzles, foam markers, wheel motor shields, ride control, traction control, hyd. tread adj., fenders, 380/90R46 tires w/rear duals, 446 spray hrs., 989 engine hrs., S/NN04730X002425

1979 Melroe 115 Spra-Coupe, cab, VW gas motor, 60' booms, 200 gal. tank, adj. axles, front tow hitch, 7.50-18 grip tires, does not run, S/N1151716-79

F&S Tru-Kleen mix cone, 40 gal., on stand

F&S 2" hose reel, electric rewind

Briggs & Stratton 2" transfer pump, 5 hp., gas motor

1,450 gal. NH3 tank, 4-wheel running gear, good ID plate

HOPPER BINS

Behlen steel hopper bin, approx. 3,000 bu., ladder, 16' diameter

Behlen steel hopper bin, approx. 1,200 bu., ladder, 12-1/2' diameter

Lorrich steel hopper bin, approx. 2,600 bu., ladder, 15' diameter

GRAIN HANDLING EQUIPMENT

Behlen N-380 continuous grain dryer, approx. 350 bu., propane burner, 220v 1 phase fan, sitting on skids, S/NN-1010

Kwik Kleen 572 grain screener, 5-tube, 5 hp., 1 phase, 220v, screenings auger, transport hitch

Feterl 1272 swing hopper auger, 72"x12", hyd. lift, 540 PTO, S/N1272-82003

Bergen 6080 loadout auger, 60"x10", hyd. lift, 540 PTO, on transport

Westfield J207-51 loadout auger, 51"x7", 7-1/2 hp., 1 phase, 220v, on transport, S/N56442

Feterl 1034 loadout auger, 34"x10", 10 hp., 1 phase, 220v, on transport, S/N1034RKN079G

Westfield W80-31 loadout auger, 31"x8", 5 hp., 1 phase, 220v, on transport

Loadout auger, 30"x6", 5 hp., 1 phase, 220v, on transport

Sudenga jump auger, 10", 5 hp., 1 phase, 220v, transport wheels

Bergen hyd. jump auger, 10", transport wheels

SCRAPER & ROCKPICKERS/NABBER

Ashland I-110 hyd. push-off scraper, 10 yd., 16.5L-16.1 front tires, 18.4-26 rear tires, S/N13004

Haybuster H-106 rockpicker, ground drive wheel, hyd. rake & dump, S/N82795

Schulte RSH4 hyd. rotary rockpicker, hyd. dump, offset hitch

Tough-T 3 pt. HD rock naber, hyd. cylinder, parking stands

OTHER EQUIPMENT

McCormick pull-type sickle mower, 7' bar, hyd. lift, 540 PTO

Woods RM90 finishing mower, 3 pt., 90", laminated caster wheels, 540 PTO, S/N2796

Koenders poly canola roller, adj. hitch

(8) Kenwood business band radios, VHF

Asst. blackbird boomers

Shop-built tractor splitting stands

RECREATION

1978 Arctic Cat Pantera snowmobile, 500cc, 2 stroke, stored inside, does not run

1976 Arctic Cat Cheetah snowmobile, 440cc, 2 stroke, stored inside, does not run

TANKS

2,000 gal. poly tank, 2" outlet

210 gal. poly tank, fits in pickup box

Steel fuel service tank, 175 gal., Fill-Rite 20 gpm 12v pump

Propane tank, 500 gal.

TIRES, RIMS & EXTENSIONS

Sand Iron & Steel triples extensions, 25", 10-hole John Deere bolt pattern

Unverferth dual extensions, 29-1/2", John Deere 10-bolt pattern

Asst. truck, implement & tractor tires & rims

PARTS

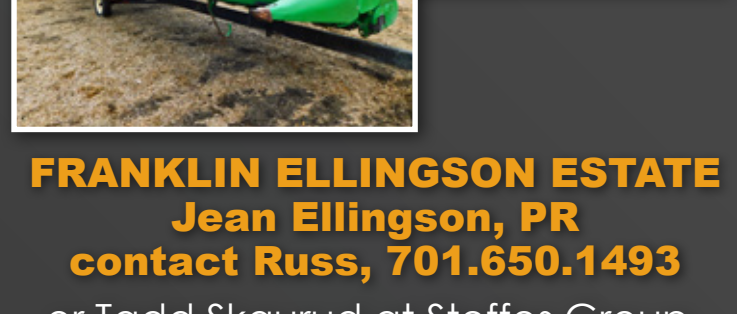


Sunflower pans, end shields, 3-bat reel, 12" pans, off John Deere 930 rigid head

Poly West poly air seeder hopper, 10"

Yetter single wheel trash whippers, fits John Deere 1890 air drill

Keho air bar, 30", off John Deere 930 head

Asst. aeration tubes



701.237.9173 | SteffesGroup.com

Steffes Group, Inc., 2000 Main Avenue East, West Fargo, ND 58078



TERMS: All items sold as is where is. Payment of cash or check must be made sale day before removal of items. Statements made auction day take precedence over all advertising. \$35 documentation fee applies to all titled vehicles. Titles will be mailed. Canadian buyers need a bank letter of credit to facilitate border transfer. Scott Steffes ND81, Brad Olstad ND319, Max Steffes ND14-031, Justin Ruth ND2019